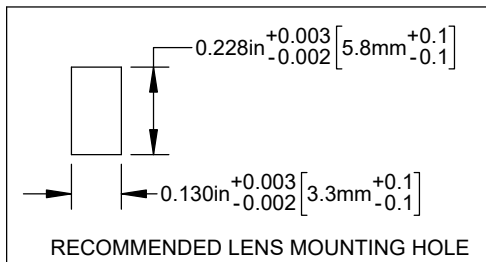
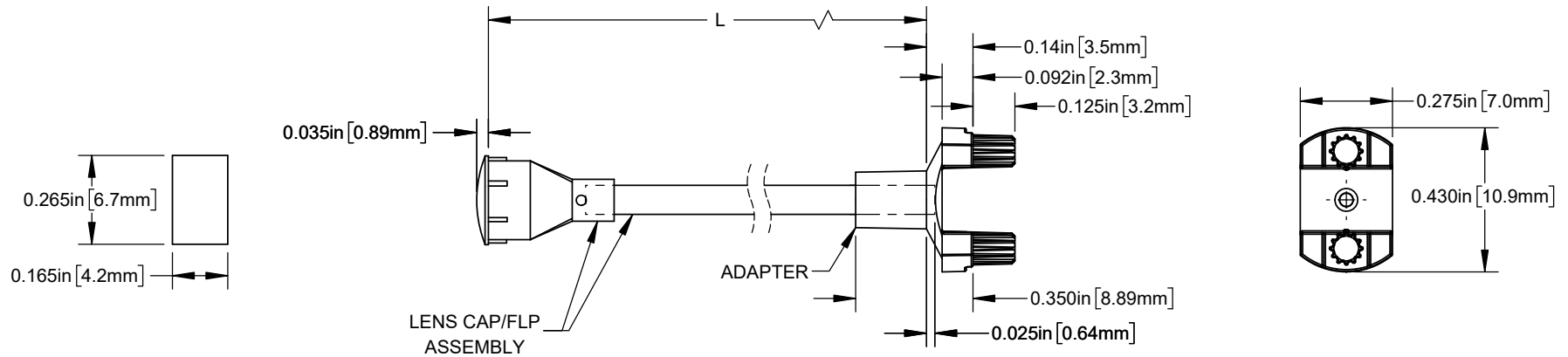


NOTES:

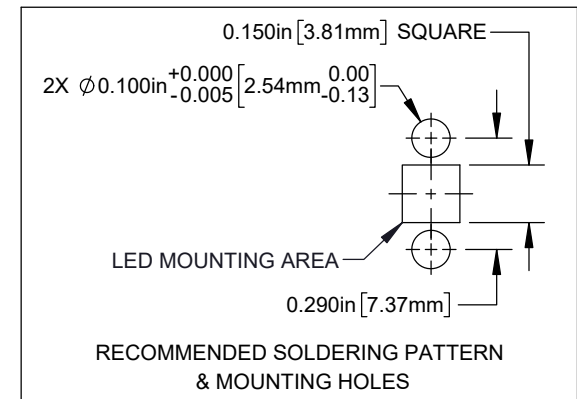
1. ALLOWABLE FLEXIBLE LIGHT PIPE CUT LENGTH AVAILABLE IN INCREMENTS OF 0.05".
2. MINIMUM BEND RADIUS OF FLEXIBLE LIGHT PIPE: 0.87" [22mm].
3. COMPONENTS SHIPPED NON-ASSEMBLED.
4. MINIMUM 0.210" FIBER INSERTION INTO SMFLP.

REVISIONS			
REV.	DESCRIPTION	DATE	APPROVED
A	Engineering Release	3/1/2005	M.C.
B	Added Shipping Note and Tolerance Table	4/17/2006	M.C.
C	Updated Table For Length "L"	11/12/2012	T.Y.
D	ECO-1241: Updated Recommended Mounting Holes	5/13/2024	A.V.




LENGTH (L)*	TOLERANCE
1.00" - 16.00"	±0.05"
16.1" - 40.00"	±0.15"
40.1" - 80.00"	±0.30"
80.1" - 3,940.00"	±0.5%

*AVAILABLE IN 0.1" INCREMENTS



CUSTOMER USE DRAWING



STANDARD TOLERANCE (UNLESS OTHERWISE SPECIFIED)		 4 THOMAS, IRVINE, CA. 92618 TEL: (949) 951-8808 FAX: (949) 951-3974	
DECIMALS ANGULAR .X ± .1 X° ± 1° .XX ± .02 .XXX ± .010			
DESIGNED: R. PAJE	DATE: 6/16/2009	TITLE: FLP ASSEMBLY WITH SMFLP ADAPTER, RECTANGLE DRAWING NO: SMFLPR1-X.X REVISION: D	
REVISED: K. BARON	DATE: 5/13/2024	SHEET SIZE: A SCALE: 2:1	CAGE CODE: 32559 SHEET # 1 OF 1
CHECKED: A. VALDEZ	DATE: 5/13/2024	CAD GENERATED DOCUMENT, DO NOT MEASURE DRAWING	