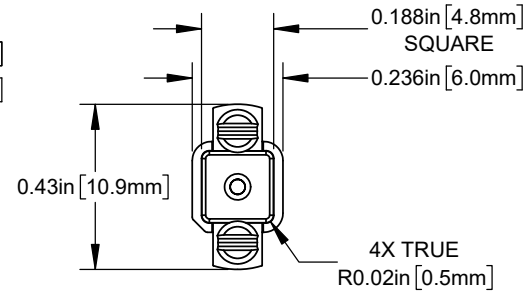
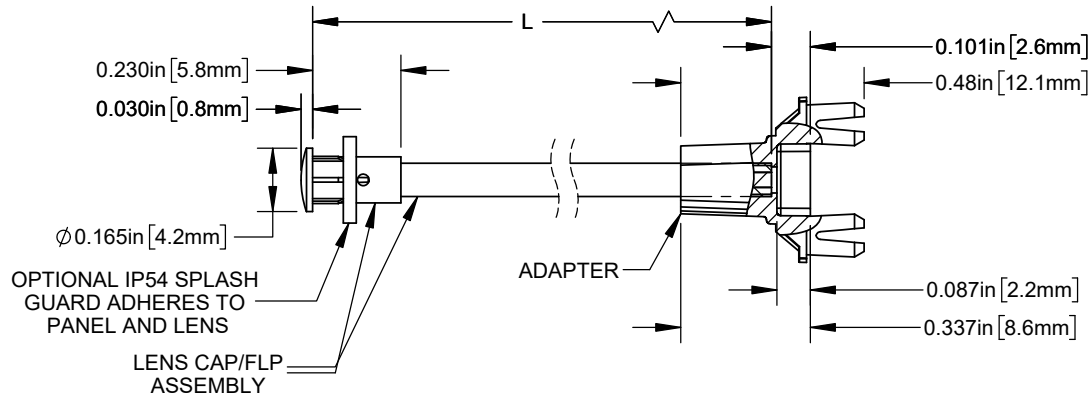


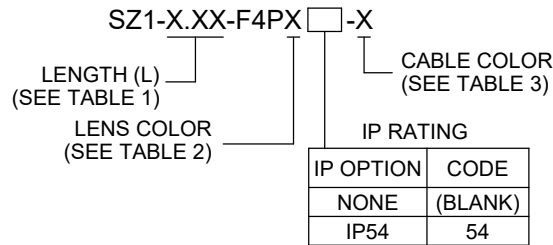
NOTES:

1. ALLOWABLE FLEXIBLE LIGHT PIPE CUT LENGTH AVAILABLE IN INCREMENTS OF 0.05".
2. MINIMUM BEND RADIUS OF FLEXIBLE LIGHT PIPE: 0.87" [22mm].
3. COMPONENTS SHIPPED NON-ASSEMBLED.
4. SEE SHEET 2 FOR DETAILED ASSEMBLY INSTRUCTIONS TO ACHIEVE OPTIMUM FUNCTION OF SPLASH GUARD

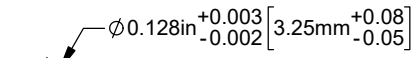


PART NUMBER CONFIGURATOR

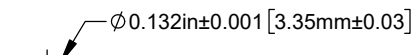
SEE SHEET 2 FOR ORDERING INFORMATION



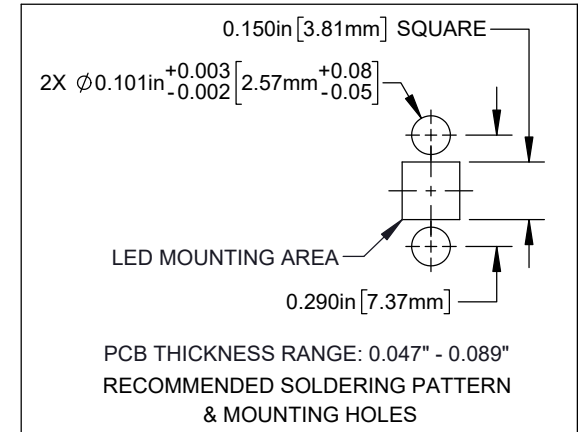
RECOMMENDED LENS MOUNTING HOLE



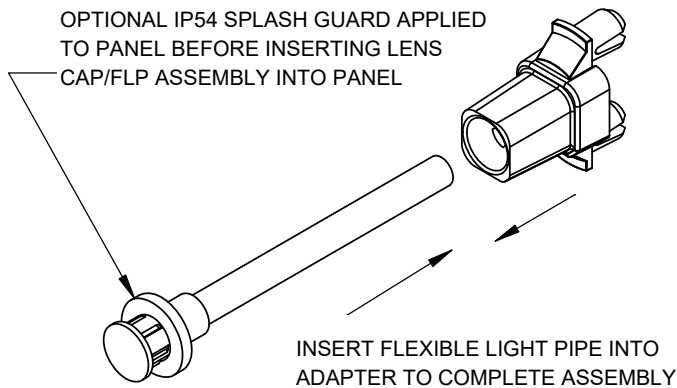
NON IP RATED CONFIGURATION



IP54 RATED CONFIGURATION



CUSTOMER USE DRAWING



STANDARD TOLERANCE (UNLESS OTHERWISE SPECIFIED)		BIVAR [®] 4 THOMAS, IRVINE, CA. 92618 TEL: (949) 951-8808 FAX: (949) 951-3974	
DECIMALS	ANGULAR		
.X ± .1	X° ± 1°	TITLE: FLP ASSEMBLY WITH FIRM RETENTION ADAPTER, LC	
.XX ± .02			
.XXX ± .010		DRAWING NO: SZ1-X.XX-F4PX-X	
DESIGNED: K. BARON	DATE: 08/21/19	REVISION: A	
REVISED: N/A	DATE: N/A	SHEET SIZE A	CAGE CODE: 32559
CHECKED: A. VALDEZ	DATE: 08/21/19	SCALE: 2:1	SHEET # 1 OF 2
CAD GENERATED DOCUMENT, DO NOT MEASURE DRAWING			

TABLE 1 - LENGTH	
LENGTH (L)*	TOLERANCE
1.00" - 16.00"	±0.05"
16.05" - 40.00"	±0.15"
40.05" - 80.00"	±0.30"
80.05" - 3,940.00"	±0.5%

*AVAILABLE IN 0.05" INCREMENTS

TABLE 2 - LENS	
ORDER CODE	LENS APPEARANCE
(BLANK)	CLEAR
D	DIFFUSED
S	SMOKED
BE	TINTED BLUE
GN	TINTED GREEN
RD	TINTED RED
YW	TINTED YELLOW

TABLE 3 - CABLE	
ORDER CODE	CABLE COLOR
(BLANK)	BLACK
2	RED
4	YELLOW
5	GREEN
6	BLUE
9	WHITE

SAMPLE PART NUMBER:

SZ1-11.20-F4PD54-5

11.20" LENGTH

DIFFUSED LENS

GREEN CABLE

IP54 RATED SPLASH
GUARD INCLUDED

ASSEMBLY INSTRUCTIONS TO ACHIEVE OPTIMUM FUNCTION OF SPLASH GUARD:

- CLEAN PANEL SURFACE AROUND MOUNTING HOLE WITH ALCOHOL
- PEEL LINER OFF TOP OF THE SPLASH GUARD WHILE KEEPING SPLASH GUARD ON PLASTIC ROLL
- APPLY SPLASH GUARD TO PANEL HOLE AS CENTERED AS POSSIBLE AND PEEL PLASTIC LINER SLOWLY AWAY
- INSERT LIGHT PIPE INTO PANEL UNTIL SPLASH GUARD MATERIAL IS COMPRESSED BETWEEN LENS AND PANEL
- HOLD FOR A FEW SECONDS TO ENSURE ENTIRE SPLASH GUARD ADHERES TO PANEL AND LENS FLANGE SURFACE

CUSTOMER USE DRAWING

		BIVAR[®]	
CAGE CODE:	32559	DRAWING NO: SZ1-X.XX-F4PX-X	REVISION: A
SHEET SIZE:	A	SCALE: 2:1	SHEET # 2 OF 2
CAD GENERATED DOCUMENT, DO NOT MEASURE DRAWING			